

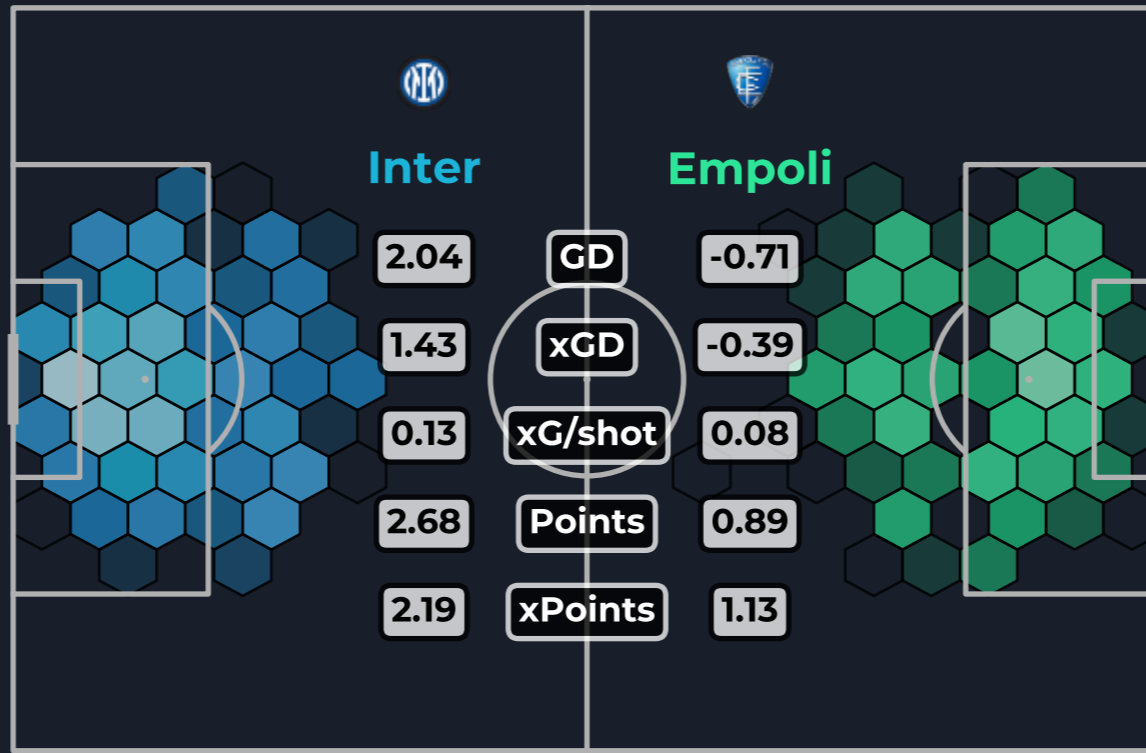
# Inter



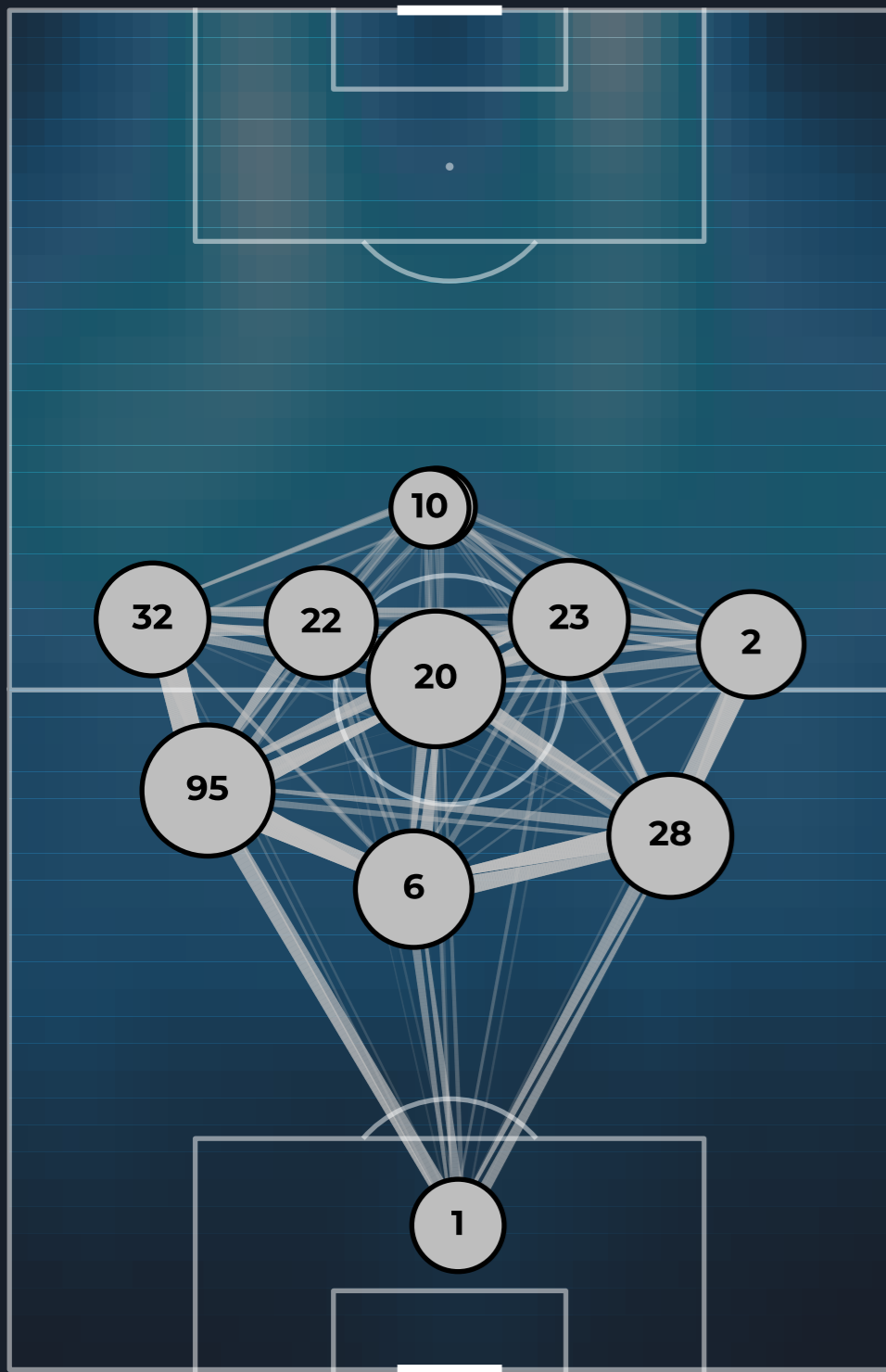
# Empoli

Serie A - Matchday 30 - 2024-04-01 19:45 UTC

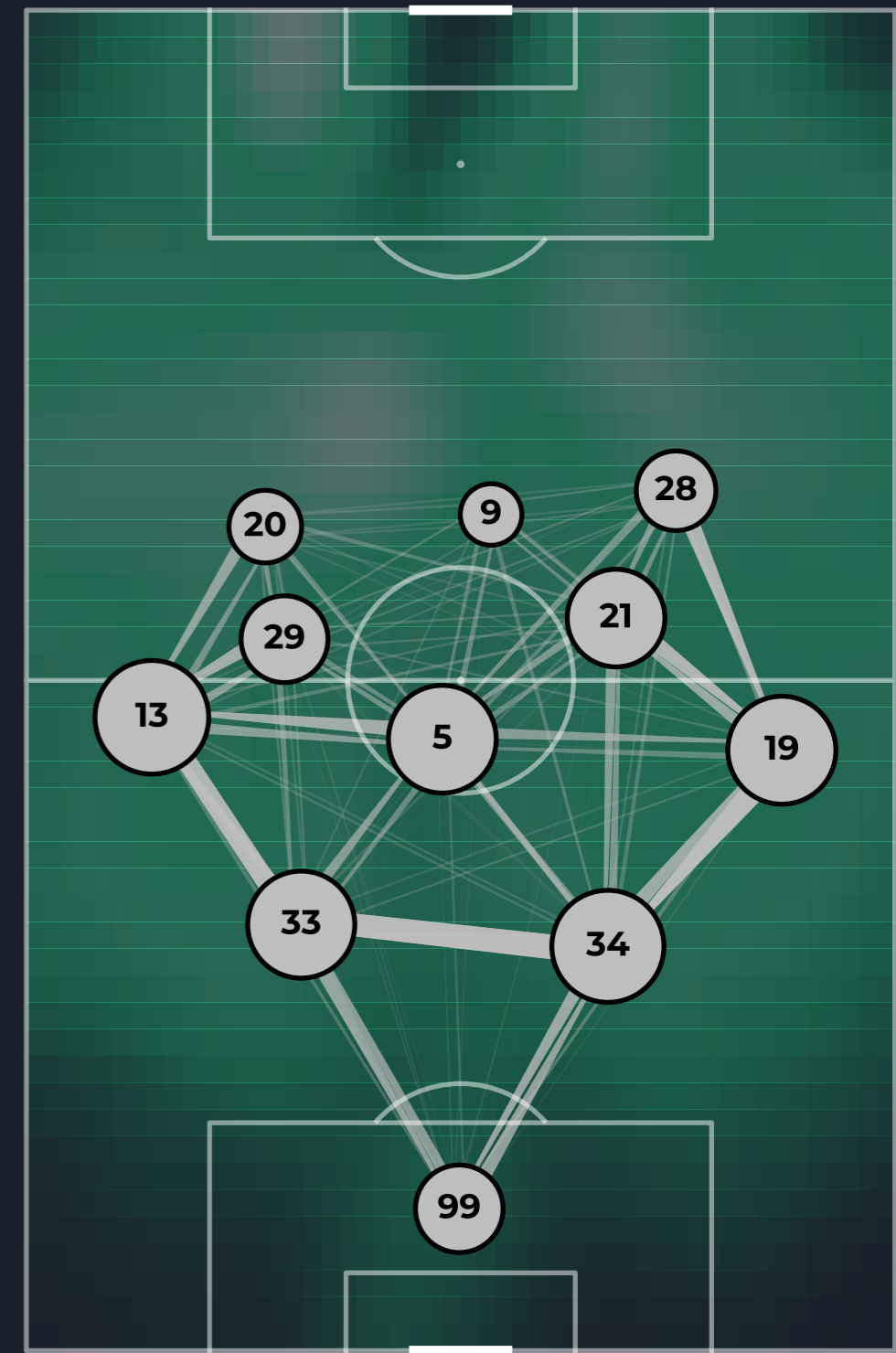
### Shot distribution and P90 stats




### Pass network and xT heatmap 3-5-2 | 2263' | Last used on MD 28



### Pass network and xT heatmap 4-3-3 | 835' | Last used on MD 20



### Team stats and league ranking



### Top performers by advanced metric

#### Non-penalty xG

10	L. Martínez (FW)	12.90
9	M. Thuram (FW)	12.17
23	N. Barella (CM)	4.57

#### Open-play xA

32	F. Dimarco (FB)	5.20
22	H. Mkhitaryan (CM)	3.73
23	N. Barella (CM)	3.49

#### xOVA

32	F. Dimarco (FB)	5.46
9	M. Thuram (FW)	5.21
23	N. Barella (CM)	4.99

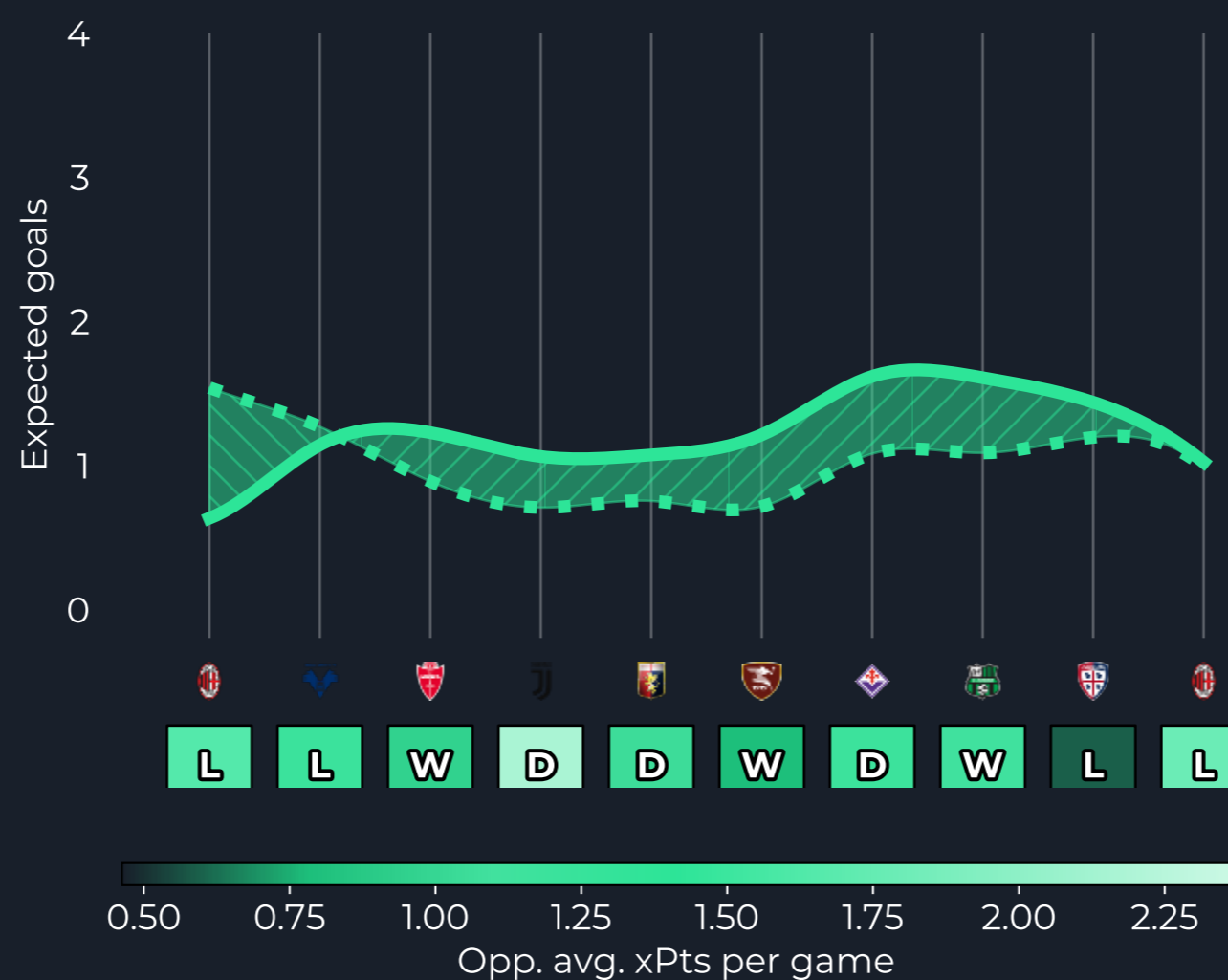
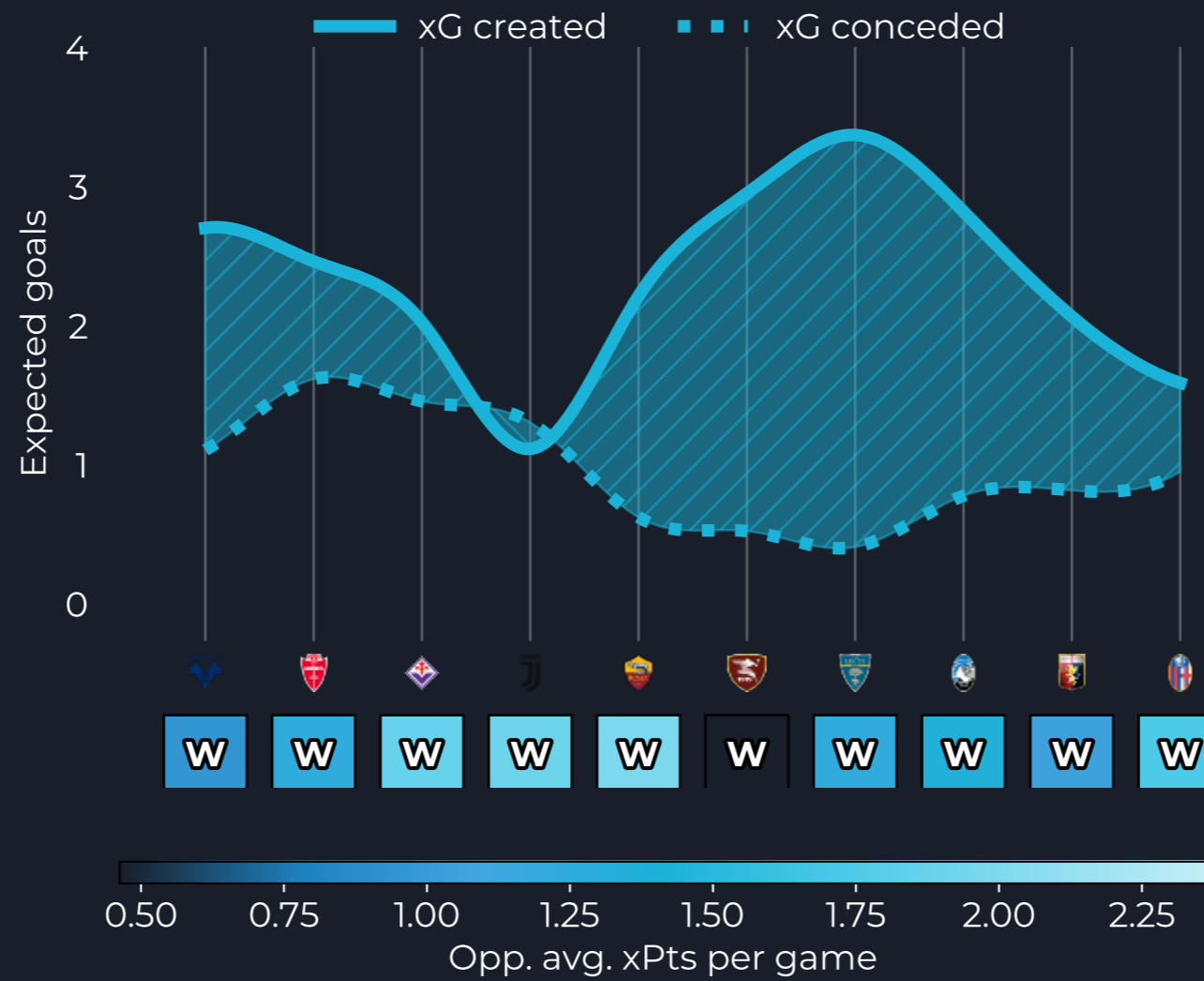
#### xT from passes

23	N. Barella (CM)	2.86
20	H. Çalhanoglu (CM)	1.91
22	H. Mkhitaryan (CM)	1.73

#### xT from carries

10	L. Martínez (FW)	1.08
9	M. Thuram (FW)	0.95
23	N. Barella (CM)	0.76

### xG timelines (moving average last 10 matches)



### Top performers by advanced metric

#### Non-penalty xG

11	E. Gyasi (FB)	3.48
20	M. Cancellieri (WAM)	3.44
28	N. Cambiaghi (WAM)	3.02

#### Open-play xA

28	N. Cambiaghi (WAM)	1.73
29	Y. Maleh (CM)	1.47
20	M. Cancellieri (WAM)	1.38

#### xOVA




















28	N. Cambiaghi (WAM)	3.76
20	M. Cancellieri (WAM)	2.69
29	Y. Maleh (CM)	2.25

#### xT from passes

33	S. Luperto (CB)	1.50
13	L. Cacace (FB)	0.93
5	A. Grassi (CM)	0.90

#### xT from carries

28	N. Cambiaghi (WAM)	1.12
20	M. Cancellieri (WAM)	0.68
24	T. Ebuehi (FB)	0.30

#	Player	Minutes	NP xG	OP xA	xOVA	xT pass	xT carry
1	 <b>Y. Sommer</b> 35 GK	2430	0.00	0.00	0.00	0.02	0.00
15	 <b>F. Acerbi</b> 36 CB	1756	0.05	0.06	0.06	0.05	0.02
95	 <b>A. Bastoni</b> 24 CB	1738	0.06	0.14	0.15	0.08	0.03
6	 <b>S. de Vrij</b> 32 CB	1306	0.07	0.01	0.03	0.02	0.01
28	 <b>B. Pavard</b> 27 CB	1092	0.06	0.10	0.10	0.07	0.01
31	 <b>Y. Bisseck</b> 23 CB	583	0.08	0.09	0.08	0.07	0.02
36	 <b>M. Darmian</b> 34 FB	1858	0.05	0.06	0.08	0.04	0.01
32	 <b>F. Dimarco</b> 26 FB	1517	0.13	0.31	0.32	0.10	0.02
2	 <b>D. Dumfries</b> 27 FB	1387	0.19	0.21	0.30	0.07	0.02
30	 <b>C. Augusto</b> 25 FB	1180	0.07	0.15	0.15	0.06	0.02
22	 <b>H. Mkhitaryan</b> 35 CM	2220	0.15	0.15	0.18	0.07	0.02
23	 <b>N. Barella</b> 27 CM	2117	0.19	0.15	0.21	0.12	0.03
20	 <b>H. Çalhanoglu</b> 30 CM	1940	0.09	0.12	0.14	0.09	0.02
16	 <b>D. Frattesi</b> 24 CM	571	0.54	0.17	0.43	0.05	0.08
21	 <b>K. Asllani</b> 22 CM	531	0.11	0.07	0.11	0.02	0.01
10	 <b>L. Martínez</b> 26 FW	2036	0.57	0.09	0.21	0.00	0.05
9	 <b>M. Thuram</b> 26 FW	1933	0.57	0.14	0.24	0.01	0.04
8	 <b>M. Arnautovic</b> 34 FW	588	0.58	0.30	0.58	0.08	0.06
70	 <b>A. Sánchez</b> 35 FW	470	0.10	0.24	0.12	0.09	-0.00

Normalized value compared to league



#	Player	Minutes	NP xG	OP xA	xOVA	xT pass	xT carry
99	 35 GK	1260	0.00	0.00	0.00	0.02	0.00
25	 22 GK	1170	0.00	0.00	0.00	0.03	0.00
33	 27 CB	2520	0.04	0.02	0.01	0.05	0.01
34	 27 CB	1686	0.01	0.02	0.00	0.04	0.00
4	 23 CB	1503	0.01	0.01	-0.00	0.05	-0.00
13	 23 FB	1622	0.01	0.05	0.05	0.05	0.01
24	 28 FB	1073	0.03	0.05	0.04	0.04	0.02
11	 30 FB	1050	0.30	0.05	0.16	0.02	0.01
19	 31 FB	920	0.00	0.03	0.02	0.05	-0.01
3	 26 FB	408	0.03	0.15	0.17	0.07	0.04
30	 27 FB	363	0.04	0.19	0.16	0.06	0.00
29	 25 CM	2023	0.07	0.07	0.10	0.03	0.01
5	 29 CM	1536	0.05	0.08	0.10	0.05	0.00
18	 27 CM	1150	0.05	0.05	0.05	0.02	0.01
21	 20 CM	924	0.07	0.09	0.11	0.04	0.02
8	 28 CM	534	0.22	0.08	0.12	0.01	0.01
22	 22 CM	477	0.05	0.15	0.15	0.12	0.00
35	 20 CAM	744	0.22	0.12	0.15	0.05	0.03
27	 26 CAM	528	0.18	0.03	0.14	0.00	0.02
28	 23 WAM	2009	0.14	0.08	0.17	0.00	0.05
20	 22 WAM	1380	0.22	0.09	0.18	0.03	0.04
9	 36 FW	1105	0.20	0.06	0.02	-0.01	-0.01
7	 20 FW	394	0.15	0.06	-0.00	0.01	-0.00
17	 27 FW	358	0.24	0.05	0.11	0.02	-0.00
23	 32 FW	280	0.33	0.00	0.10	-0.01	0.01

Normalized value compared to league